

ATP200

CAROUSEL TISSUE PROCESSOR

Manitenance

www.amos-scientific.com

1-) Product parts:



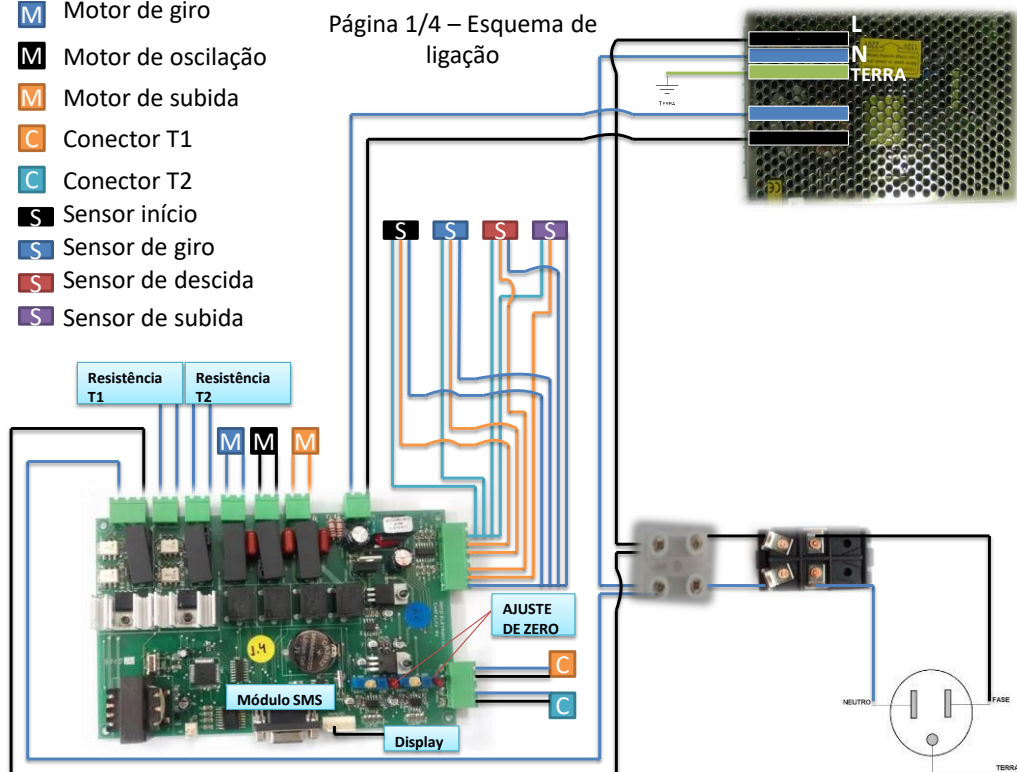
2-) Connecting cable

it divide 4 parts:

- 1- wiring;
- 2- Parts;
- 3- Layout;
- 4- Voltage.

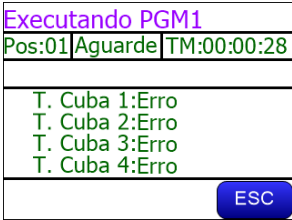


- M** Motor de giro
- M** Motor de oscilação
- M** Motor de subida
- C** Conector T1
- C** Conector T2
- S** Sensor início
- S** Sensor de giro
- S** Sensor de descida
- S** Sensor de subida

Página 1/4 – Esquema de ligação



3-) Maintenance and troubleshooting:

- Every 15 days ascend the equipment hat with the panel manual system using the function [1] [SOBE], drip 3 lube oil drops that came with the Equipment in the felt washer of the central pipe of ascent, and return the hat to the initial position selecting the function [3] [DESCE].
- For any repair or maintenance, the product must be turned off and unplugged from the power outlet.
- In the chart below there are some problems which may occur and their causes and solutions.
- If the problem does not fit in these descriptions, please contact immediately our Service Center and see more details at the end of the manual.

Problem	Cause	Solution
Nothing happens when the key power is on (ON).	Is the input power cable connected correctly to the power outlet?	Check if the input power cable is connected to the power outlet and to the equipment. Put the key at ON position.
	Check if the power ON/OFF key is on (ON)	Check for power into the outlet.
	Fuse	Remove the fuse from the fuse holder and check if it is not broken or with the filament interrupted. If it is necessary, replace it for similar.
	The paraffin either heats or does not, but does not melt	The wire of mug is broken or with poor contact. Sensor with malfunction Paraffin mug resistor with malfunction Call the Authorized Service Center.
	Error in the movement engine	Burns the Fuse of up/down motor or the Spinning Motor Contact our Service Center.
	Power failure during the Program Execution	If the power is reestablished the Program will continue starting from where it was, with a 3-hour delay, which is enough for the Paraffin to melt and stabilize.

Published by:

